

Odyssey Charter School and Odyssey Preparatory Academy

Parent Orientation for Elementary Programs

~Ms. Wendi Nolder, Principal

- Please mute your microphone
- Please type any questions in the CHAT window to be answered at the end of the presentation



Calm
Courageous
Compassionate

It would be foolish to disguise the gravity of the hour. It would still be more foolish to lose heart and courage.

WINSTON CHURCHILL






Introducing Odyssey Charter School Elementary Leaders at Eldron

Ms. Wendi Nolder, Principal

Ms. Deb Berg, Assistant Principal
Mr. James Monc, Assistant Principal

Ms. Carrie Young, Guidance Dean





Introducing Odyssey Preparatory Academy Leaders at Wyoming

Ms. Wendi Nolder, Principal

Ms. Pat Carvil, Associate Principal

Mr. Mike Davis, Assistant Principal

Mr. Sean Antonio, Guidance



Revised Calendar for 20-21SY

Student first day: Aug 24, 2020

Student last day: June 3, 2021

Teacher last day: June 4, 2021

Early release dates remain the same (First early release 8/28)

Holidays remain the same

Winter break reduced from 12 days to 10 days

**School
hours will
remain the
same and
as follows:**

OCS - Eldron:

Monday-Thursday, 8:00 AM – 2:35 PM (K-2nd)
2:50 PM (3rd-5th);

Friday, 8:00 AM-1:15 PM (K-2nd) 1:30 PM (3rd-5th)

OPA – Wyoming:

Monday-Thursday, 8:00 AM – 2:45PM (K-2nd) 2:55
PM (3rd-6th);

Friday, 8:00 AM-1:20 PM (K-2nd) 1:30 PM (3rd-6th)

***eLearning hours are the same
hours as a regular school day.***

Odyssey Schools

Our Mission for Every Child

The mission of Odyssey Charter School is to work in partnership with the family and community, with the aim of helping each child reach his or her full potential in all areas of life.

We seek to educate the whole child with the understanding that each person must achieve a balance of intellectual, emotional, physical, spiritual and social skills as a foundation for life.



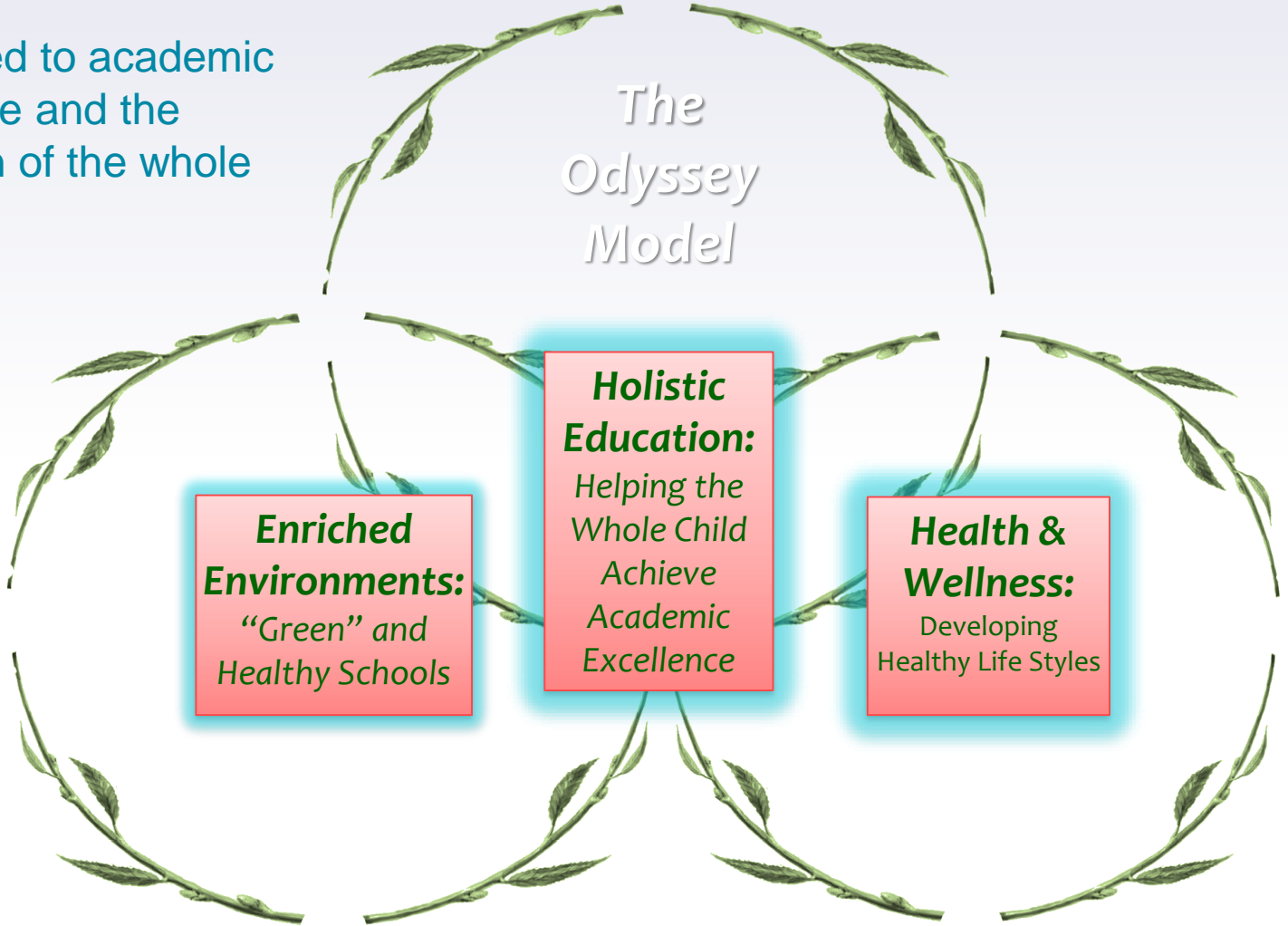
Developing the Whole Child through a Holistic Approach to Education

Holistic Education recognizes that children are multi-dimensional and need to develop more than a set of skills and knowledge.

We strive to help children find a deeper purpose in life through connections to the natural world, the community, and values such as compassion and peace.

The Odyssey Model helps children reach their full potential through holistic education methods

Committed to academic excellence and the education of the whole child!





Commitment to Shared Beliefs

--The Essential Elements--



Positive Discipline in the Classroom



	Traditional Practices	Positive Discipline
What motivates behavior?	Reward and Punishment	Relationships - Seeking a sense of belonging (connection) and significance (meaning)
Tools used to influence behavior	Rewards, incentives, punishments	Empathy – Understanding the beliefs of the student, collaborative problem-solving, kind and firm follow-through
Response to behaviors	Anger/emotions, removal, isolation, punishment	Connecting before correction is needed, discussion, support and modeling, kind and firm follow-through
Impact on learning	Minimal – adult has to effective control over students	Maximum – when the student has learned the social-emotional skills, develops self-control, and feels connected to others

Featuring our Healthy Café!

- National School Lunch and Breakfast - 80% naturally prepared, made-from- scratch wholesome foods
- Farm to School Program
- Veggies from The Farm at Odyssey
- Organic fruits, vegetables, and brown rice – full salad bar daily
- Growth-hormone free chicken, grass-fed beef
- Local farm-fresh eggs and honey (when available)
- Fresh baked whole grain bread
- No high fructose corn syrup




Breakfast & Lunch for our ELDRON and WYOMING eLearners

- Pickup weekly on Mondays from 1:30 – 2:30 PM at our WYOMING CAMPUS ONLY through the car loop
- Packaged breakfast and lunch for one week (5 breakfast/5 lunch)
- NOTE: If students must go to pickup with their parents, they will be excused from class on Monday at 1:15 PM



Programming for Academic Rigor

- Standards Based Instruction
- Montessori sequential learning in early childhood
- Foundations – Phonics
- Springboard from the College Board for Language Arts – 5th (honors) or 6th
- Core Knowledge ELA – K-5 – Cultural Literacy
- Core Knowledge American History, World Civilization & Geography
- Florida Ready Math
- Discovery Science
- Studies Weekly
- Greek and Latin Roots
- Project Lead the Way, Renzulli, William and Mary for Gifted & Talented



Orton Gillingham
is multisensory

 auditory _____

 visual _____

 kinesthetic _____

Odyssey's Two Learning Options

Traditional

(Brick and Mortar
on-site program)

(5 Days a Week, K-12)



Synchronous Learning

Odyssey eLearning

(5 Days a Week, K-12)



Seamless Return to
Brick and Mortar
School

(K-12)

Spring, 2021

Construction Update

Visitor parking is limited to the 5 spaces out front





Wellness and Performing Arts Centre

At our Wyoming campus



Parent Responsibility for Brick and Mortar Learning (Traditional)



Traditional Program Expectations

Parent

- Do not bring your child to school when not feeling well.
- If you receive a call from the school, pick up promptly.
- Report to the school immediately if your child has been diagnosed with COVID-19.
- **Participate in information sessions for FOCUS and CANVAS**
- **No visitors for first 3 months. If a visit is needed, visitors will be temperature checked and asked to wear a mask and social distance.**

Student

- **Highly encouraged to wear masks**
- **Required during transitions, on buses, in hallways, and in situations where social distance is not available**
- Social distance as much as practical
- Follow the schedule provided and be an active and engaged learner
- Complete all work independently or with teacher assistance

First Line of Defense

- ▶ Temperature checks
- ▶ Handwashing
- ▶ Mask wearing
- ▶ Social Distancing
- ▶ Additional cleaning
- ▶ Every department has been trained in COVID-19 procedures



Temperature checks upon arrival

- ▶ Every student, staff and visitor will be temperature checked upon arrival to campus
- ▶ Installment of Thermal imagers
- ▶ Facial recognition/temperature scanning devices
- ▶ Late arrival: If a student arrives late, they **MUST** check in at front desk and have their temperature checked.



Handwashing and Hand Sanitizer

- ▶ Teachers will encourage additional handwashing through the day
- ▶ Students will use hand sanitizer upon entering and exiting a classroom, buses and the café



Masks for Student Uniforms

- ▶ School-appropriate masks
- ▶ Highly-encouraged for all students
- ▶ Expected for areas with less social distance
- ▶ Required for hallways, clinic, transitions, buses, café lines, and certain activities
- ▶ Face coverings may not be appropriate for all individuals based on certain medical and/or sensory conditions
- ▶ ***We will use compassion, respect and understanding while working with students struggling with mask usage.***



Social Distancing

- ▶ Social Distancing in the Classroom
- ▶ Social Distancing in the Café
- ▶ Social Distancing during Transitions
(hallways)
- ▶ Social Distancing during Dismissal
- ▶ Social Distancing on the Bus
- ▶ Social Distancing during Recess, PE,
and other events



COVID-19 Preparations

- ▶ Implementation of COVID protocols and contact tracing related to symptomatic/ill staff and students
- ▶ Removal of extraneous furniture and repositioning of desks and tables facing front
- ▶ Modified hallway traffic patterns to minimize face-to-face interaction
- ▶ Adjustments to clinic spaces to allow for separation of students
- ▶ Training in cleaning procedures and new safety protocols
- ▶ Air Conditioning System: increased air flow and more frequent changing of filters



COVID-19 Contacts

- ▶ Odyssey Charter Elementary

Deb Berg, AP / COVID-19 Contact: 321-733-0442

bergd@odysseycharterschool.com

- ▶ Odyssey Preparatory Academy

Mike Davis, AP / COVID-19 Contact: 321-372-7263

davism@odysseyprepacademy.com



eLearning

- The eLearning schedule follows the same daily schedule and hours as traditional schooling.
- eLearning instruction for the first week will be through ZOOM and links will be provided by the classroom teacher via email.



Patience!

**“The greatest power is
often simple patience.”**

Joseph Cossman



eLearning Expectations

Parent

- Parents must have a high level of involvement.
- Participate in welcome meetings, CANVAS eLearning training, and virtual parent/teacher conferences.
- Set up quiet learning space in the home with supplies and materials.
- Post eLearning schedule and support students daily.
- Assist your child with accessing online instruction.
- Monitor your child to ensure attendance, participation and engagement.
- ***Communicate concerns with teacher promptly.***

Student

- Students are dressed properly with acceptable background and ready for eLearning.
- Be prompt – allow yourself extra minutes to get on ZOOM link.
- Follow the routine and eLearning schedule provided.
- Homework and assignment expectations will mirror Brick and Mortar instruction.
- Complete all work independently or with teacher assistance.
- Participate in CANVAS eLearning and Welcome meetings and training.

eLearning Day

Attendance will be taken daily at elementary, throughout the day.

Students must be **present** for the entire class period and in attendance the entire school day.

Breaks will be provided during elementary lunch, recess, “specials” and stretch breaks.

For week 1, teachers will email the **specials** choice board to families

Lessons will be implemented in **interactive**, engaging, and standards-aligned ways

Teachers will **communicate** weekly with parents and daily with students


1

What if?

- There will be no switching during the first two weeks of school between eLearning and Traditional schooling in order to settle the classes
- Exception – COVID-19 cases
- After the first 2 weeks, to switch from eLearning to Traditional school, email/call your school's eLearning Contact (please allow 3 days)
- To switch to eLearning, email/call your child's teacher or eLearning Contact

1

What happens on Monday?



How do I connect with my teacher?

zoom

Step #1

- ▶ Your teacher will send you a Zoom Link to connect to class for the first week of school.
- ▶ Click on the link and it will open Zoom in your web browser.
- ▶ While in Zoom, follow the Zoom Etiquette at all times.

Zoom Etiquette

- ▶ When you sign in, use your first and last name of your student so it is displayed for your teacher.
- ▶ Keep your microphone muted unless your asked to speak.
- ▶ Ask questions per your teacher's instructions. (Some teachers will ask you to type in the chat box, while other will want you to use the raise hand feature)

What will happen during the first week?

Step #2

- ▶ Engage in the lessons for the day.
- ▶ Follow the schedule your teacher provides.
- ▶ Take breaks as directed.

Daily Activities

- ▶ Your teacher will send the daily schedule to you and will review it in the morning after you log in.
- ▶ When your class goes to lunch, recess, or specials, that's your time to do those things also.
- ▶ Your teacher will review eLearning routines and procedures during the first week such as restroom breaks, water breaks, etc.

How do I submit assignments and check my grades?

Step #3



- ▶ Make sure you can Log in to Focus (both students and parents.)
- ▶ Use email to turn in your work for the first week.

Daily Activities

- ▶ Your teacher will email any document you may need to complete for the first week.
- ▶ For week #1, the method for turning in work will be via email.
- ▶ K-2 parents should send work on behalf of their children; 3-5 (6) students can send work via Office 365.

2

Parent Responsibility for eLearning



What type of eLearning environment should I provide



Requirements

- ▶ Set up a learning space in the home with supplies and materials
- ▶ Post the eLearning class schedule
- ▶ Ensure student logs into class each day on time
- ▶ Your child's video will be on, so anything in the background could be distracting to others
- ▶ Ensure student is present for the entire day
- ▶ Ensure student follows expectations for attendance and behavior

How do I support my eLearning student?



Requirements

- ▶ Encourage a positive attitude toward learning
- ▶ Work to understand student learning schedule
- ▶ Review teacher feedback with student and support to the best of your ability.
- ▶ Your child may have difficulties with their technology. You may need to assist them in accessing their instruction.
- ▶ Be supportive and answer questions
- ▶ Encourage participation in virtual accommodations and/or virtual face-to-face services per your student's IEP.

How do I communicate about eLearning?




Requirements

- ▶ Notify teacher/school if changes occur in or out of home that could impact student success
- ▶ Maintain two-way communication with teacher
- ▶ Notify the school if it is necessary for my student to switch learning options
- ▶ Please do not interrupt instruction; allow your child to ask questions
- ▶ Coordinate with school to ensure your student participates in any school or state required assessments

3

Student Responsibility for eLearning



How do I show up to class?

Requirements

- ▶ When video conferencing, dress appropriately with acceptable background and be ready for eLearning
- ▶ Follow the class routine and eLearning schedule provided
- ▶ Be respectful to all of your teacher and classmates at all times
- ▶ Use virtual accommodations as necessary and participate in services as per your IEP (if applicable)
- ▶ Do not record or distribute or allow anyone to record or distribute unauthorized audio, video, or photographs according to the Student Code of Conduct.



What are my academic expectations?



Requirements

- ▶ Maintain a learning space that's organized and includes all necessary materials, supplies and equipment
- ▶ Maintain an active Focus account
- ▶ Follow all classroom routines and procedures
- ▶ Follow expectations for eLearning and adhere to them at all times
- ▶ Request help when needed in order to be successful
- ▶ Use resources provided by your teacher to support learning
- ▶ Complete all assignments to the best of your ability

What are my assessment expectations?




Requirements

- ▶ Complete any assessments independently
- ▶ Do your best
- ▶ Follow assessment expectations, rules and procedures and adhere to them at all times

2

Week 2 eLearning?



Parent meeting to learn about Canvas LMS?



- ▶ Look for a Zoom invite via blackboard and/or Remind, as well as a teacher email and a reminder on Facebook.
- ▶ This will be parents and students an opportunity to learn about our new learning management system called Canvas.

3

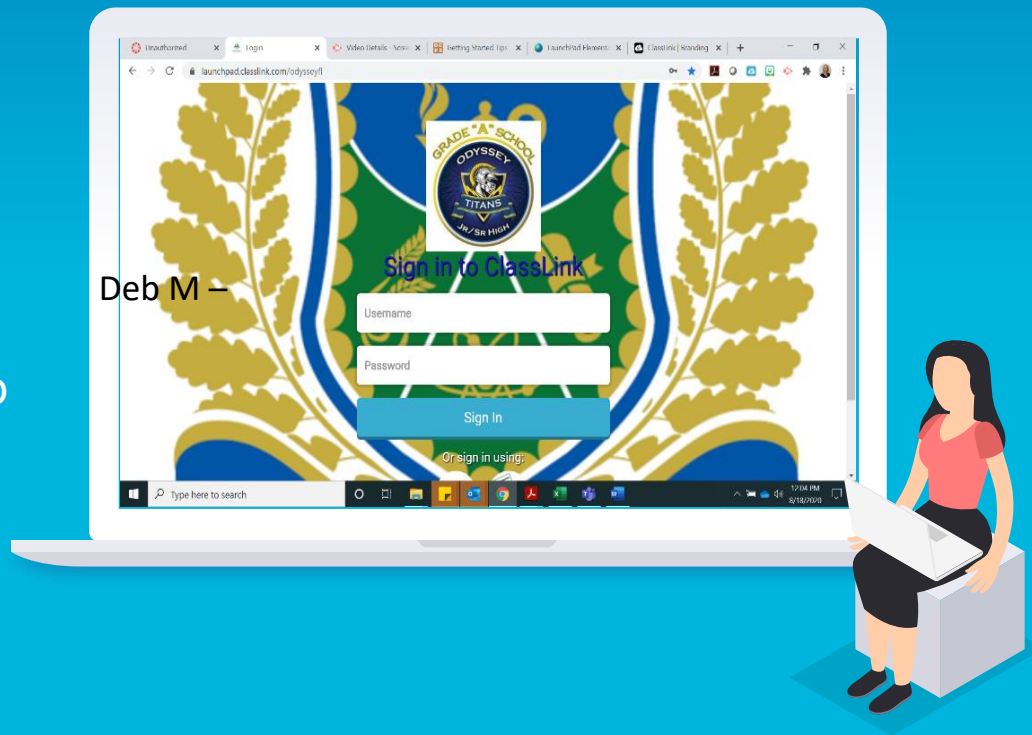
New Technology Apps How-Tos

Let's start with the first set of slides



ClassLink

ClassLink LaunchPad is the single sign-on portal for students and staff. It provides one click access to all available applications without the need to remember multiple passwords. LaunchPad can be used on a desktop or mobile devices.



ClassLink Login for Students OCS

- Username {
- 7-digit student Id
 - ex: 1234567
- Password {
- The leading letters Ody and your birthday MMDDYY
 - ex: Ody021408 for a February 14th birthday in 2008
- School URL {
- launchpad.classlink.com/odysseyfl

ClassLink Login for Students OPA

Username

- 7-digit student Id
- ex: 1234567

Password

- The leading letters Ody and your birthday MMDDYY
- ex: Opa021408 for a February 14th birthday in 2008

School URL

- launchpad.classlink.com/odysseyprepfl

ClassLink Login for Students K-2

Log In to Canvas x Log In to Canvas x odysseycharterjrsr.co x Wix.com x classlink quickcard - x Login x

← → ↻ 🔒 launchpad.classlink.com/odysseyfl?loggedout=1

ODYSSEY OF TITANS JR/SR HIGH

Sign in to ClassLink

Classlinkadminuser

.....

Sign In

Or sign in using:


Windows icon, Mobile device icon

Type here to search

1:04 PM 8/21/2020

ClassLink Login for Students K-2

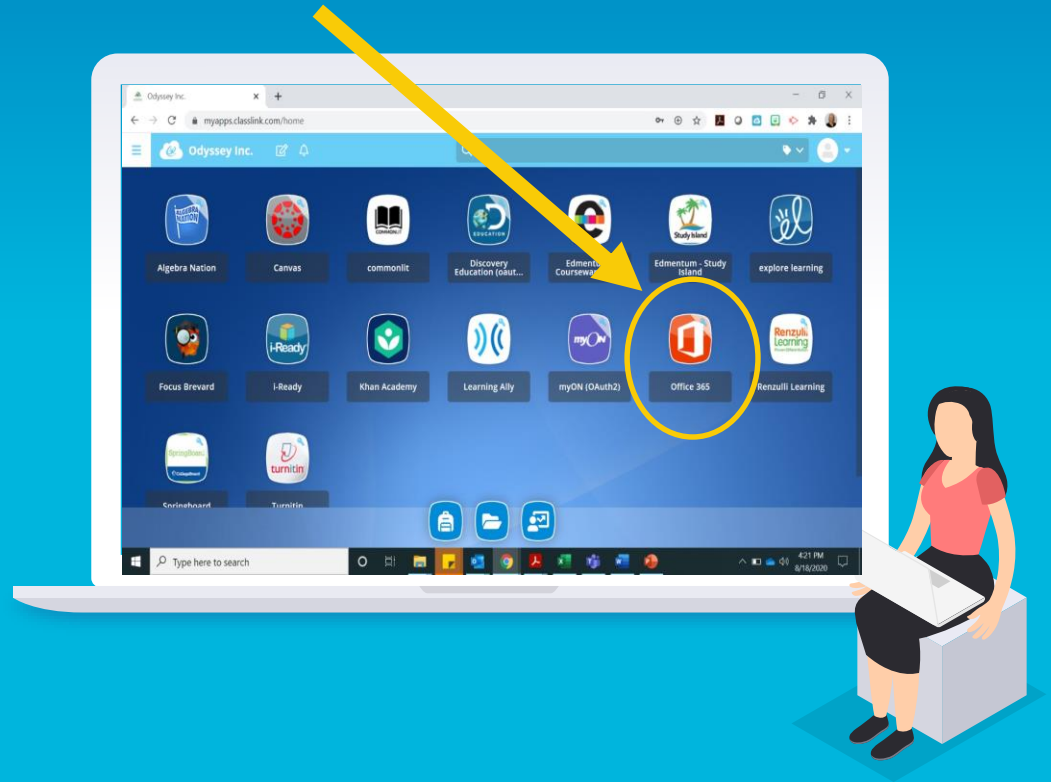
Quick Cards will be provided by the teacher as soon as students are populated into teacher classes on ClassLink



Click above to find out how to use quick cards to login to ClassLink.

Office 365

Microsoft **Office 365** is a suite of cloud-based productivity and collaboration applications that integrates all Microsoft's existing online applications like Word, Excel, PowerPoint, OneNote, Outlook, Publisher, Sway, and Access.



Office 365 Login OCS

Username

- 7-digit student Id
- ex: 1234567

Password

- The leading letters Ody and your birthday MMDDYY
- ex: Ody021408 for a February 14th birthday in 2008

Access

- ClassLink navigation menu

Office 365 Login OPA

Username

- 7-digit student Id
- ex: 1234567

Password

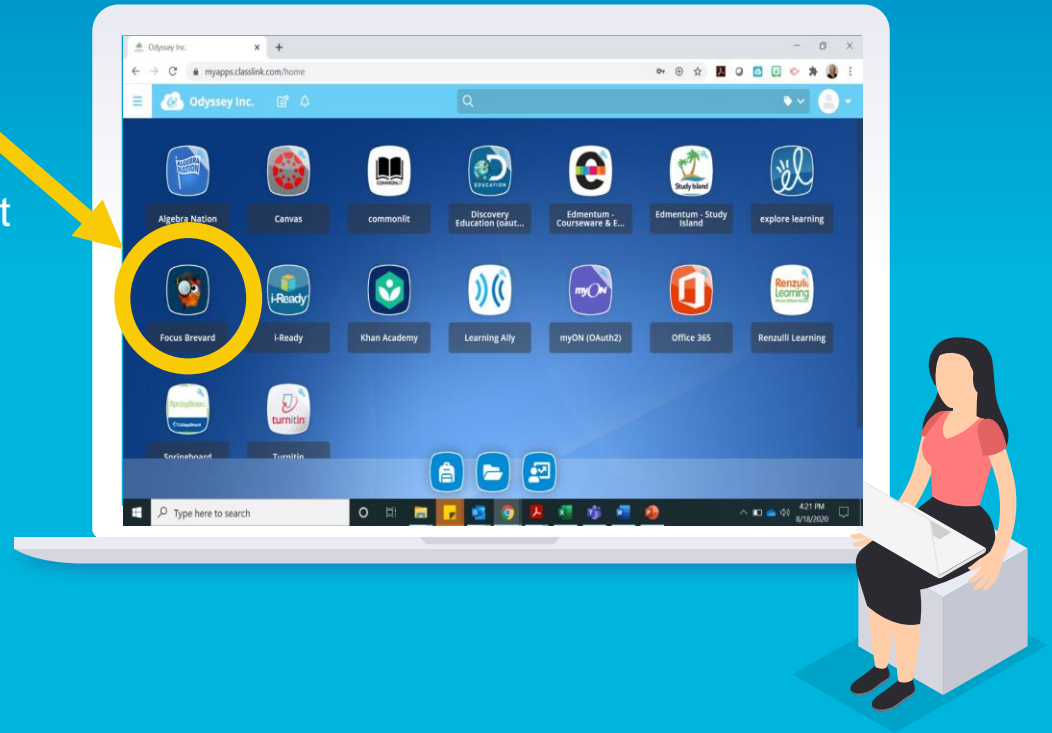
- The leading letters Opa and your birthday MMDDYY
- ex: Ody021408 for a February 14th birthday in 2008

Access

- ClassLink navigation menu

Focus

The Focus Gradebook is a real-time, standards-based tool that is the most comprehensive Gradebook on the market. The easy to use interface has configurable preferences, the ability to merge classes, real-time integration with our LMS, and on-demand progress reports.



Focus Login Through ClassLink

Username

- First Name initial, Second Name initial, Last 6 digits of 7-digit student id
- ex: ML234567

Password

- Your birthday MMDDYYYY
- ex: 02142008 for a February 14th birthday in 2008

Access

- Through ClassLink button

5

What's Coming Soon!




Canvas Learning Management System



- ▶ **All eLearning parents and students are required to have training on CANVAS**
- ▶ Canvas by Instructure is a learning management system (LMS) that will allow Odyssey schools to build an eLearning environment that meets the individual needs of all learners.
- ▶ This integration allows students to remain in the Canvas environment and work through sequenced lessons.
- ▶ Peer-to-peer and student-to-teacher interaction through Canvas' collaboration, discussion, and web conferencing tools.

4

Issues with eLearning



eLearning Contacts

- ▶ Odyssey Charter Elementary

James Monds, AP / eLearning Contact: 321-733-0442

mondsj@odysseycharterschool.com

- ▶ Odyssey Preparatory Academy

Mike Davis, AP / eLearning Contact: 321-372-7263

davism@odysseyprepacademy.com



4

Questions?

This presentation will be available on our websites under Newsletters

